

STABLE LABOUR MARKET WITH A SLIGHT WORKFORCE GROWTH

Lack of skilled workers as a challenge

EMPLOYER HIRING EXPECTATIONS FOR JULY – SEPTEMBER

The Net Employment Outlook (NEO) is **+12%**.
Data have been seasonally adjusted.



34%
PLAN TO HIRE

22%
EXPECT TO LAY OFF WORKERS

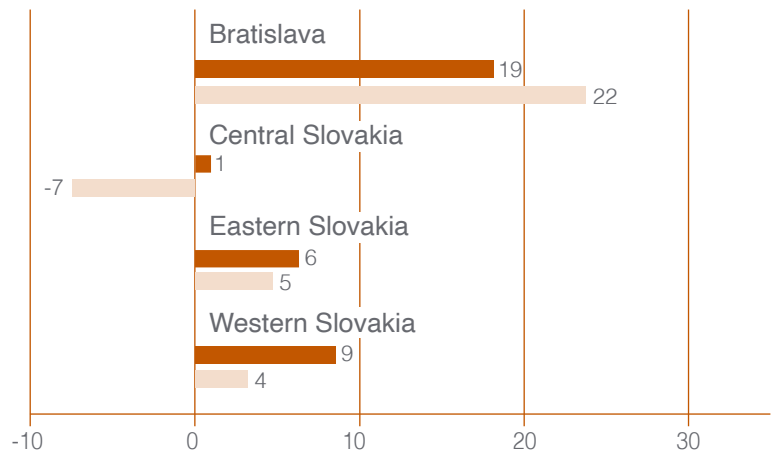
36%
PLAN TO KEEP WORKFORCE LEVELS STEADY

8%
UNDECIDED

REGIONAL COMPARISONS

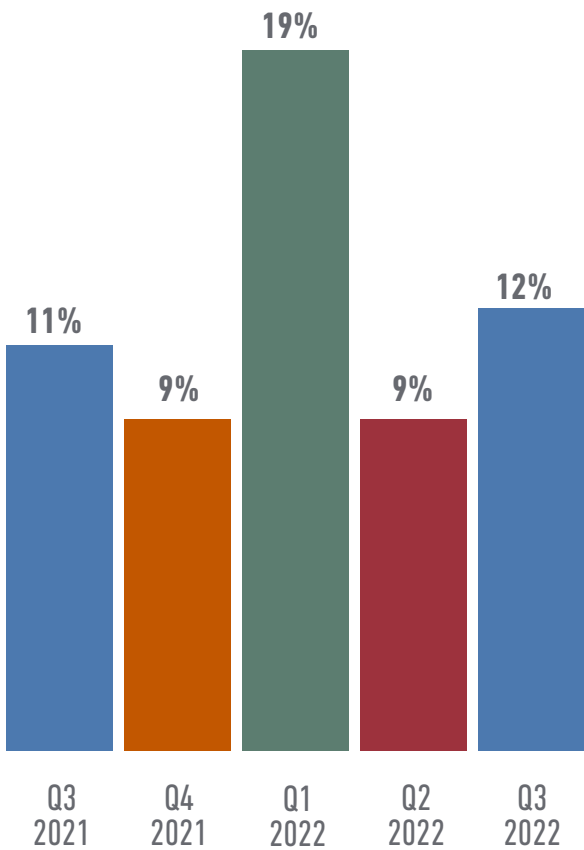
Net Employment Outlook Q2/22 and Q3/22

■ Q2 ■ Q3



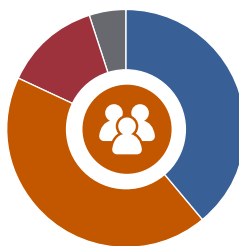
NET EMPLOYMENT OUTLOOKS

Hiring plans since July 2021



LACK OF SKILLED WORKERS

Currently, how much difficulty are you having filling jobs due to lack of skilled talent?



39%
NO DIFFICULTY

43%
SOME DIFFICULTY

13%
A LOT OF DIFFICULTY

5%
DON'T KNOW OR PREFER NOT TO SAY

IN-DEMAND SKILLS

Which skills is your organization having the most difficulty finding?

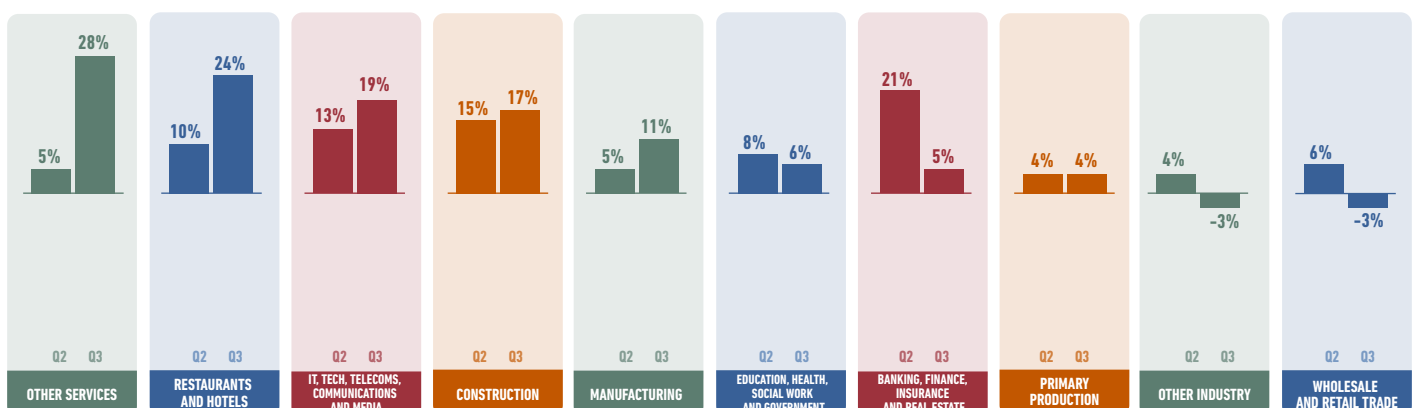
27%	IT/DATA SKILLS
18%	MANUFACTURING/PRODUCTION SKILLS
17%	OPERATIONS/LOGISTICS SKILLS
16%	SALES/MARKETING SKILLS
16%	ADMINISTRATION/OFFICE SUPPORT SKILLS
16%	HR SKILLS
12%	FRONT OFFICE/CUSTOMER FACING SKILLS
10%	OTHER SKILLS
6%	NONE OF THESE SKILLS ARE HARD TO FIND
5%	DON'T KNOW

SOFT SKILLS

Which soft skills are the most difficult to find?

25%	RELIABILITY
24%	PROBLEM-SOLVING SKILLS
21%	CREATIVITY, ORIGINALITY SKILLS
20%	ACTIVE LEARNING RELIABILITY SKILLS
20%	CRITICAL THINKING AND ANALYSIS SKILLS
19%	STRESS TOLERANCE SKILLS
18%	INITIATIVE TAKING SKILLS
17%	COLLABORATION AND TEAMWORK SKILLS
16%	LEADERSHIP SKILLS
4%	NO SOFT SKILLS ARE HARD TO FIND
4%	OTHER SOFT SKILLS
4%	DON'T KNOW

SECTOR COMPARISONS



Seasonally adjusted data.

To view more detailed results for Slovakia, visit: www.manpower.sk/prieskumy
Complete results for the ManpowerGroup Employment Outlook Survey are available for download at: <https://manpowergroup.com/meos>

*The Net Employment Outlook is derived by taking the percentage of employers anticipating an increase in hiring activity and subtracting from this the percentage of employers expecting a decreased in hiring activity.